

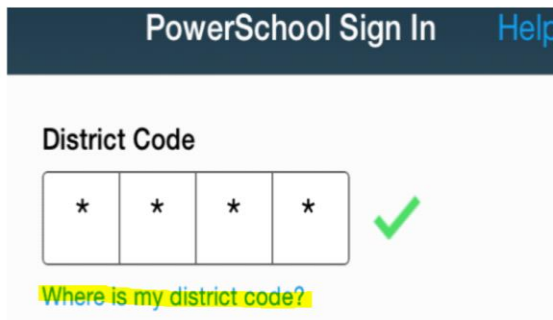
PowerSchool Mobile Apps on iPad or iPhone – Student/Parent

9/8/16

The mobile apps are hosted and downloaded from the Apple App Store or the Google Play.

These instructions may have to be used when the app is updated.

- After installing the app – select 'Where is my district code?'



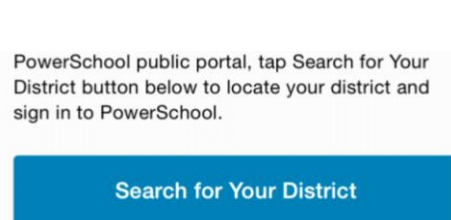
PowerSchool Sign In [Help](#)

District Code

*	*	*	*
---	---	---	---

[Where is my district code?](#)

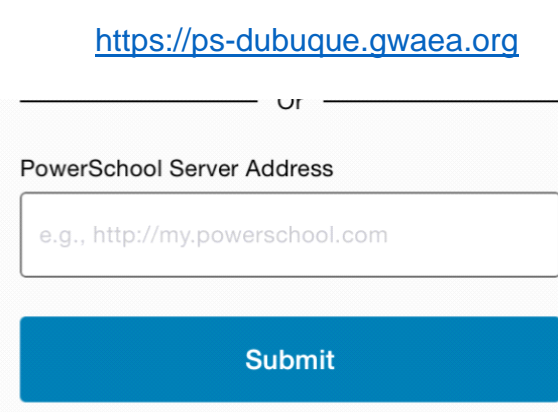
- Select 'Search for Your District'



PowerSchool public portal, tap Search for Your District button below to locate your district and sign in to PowerSchool.

[Search for Your District](#)

- Enter the PowerSchool url :



<https://ps-dubuque.gwaea.org>

or

PowerSchool Server Address

e.g., <http://my.powerschool.com>

[Submit](#)

You should now be able to log in. User name and password are case sensitive